


Based on Non-formal and alternative education

MY ENGLISH

Level- 1 (condensed)

Learning Material



Government of Nepal
Ministry of Education Science and Technology
Center for Education and Human Resource Development
Sanothimi, Bhaktapur

Based on Non-formal and alternative education

MY ENGLISH

Level- 1 (Condensed)

Learning Material



Government of Nepal

Ministry of Education Science and Technology

Center for Education and Human Resource Development

Sanothimi, Bhaktapur

Publisher :



Government of Nepal

Ministry of Education Science and Technology

Center for Education and Human Resource

Development

Sanothimi, Bhaktapur

© Publisher

First edition:

2023

Preface

Learning is the root of education and lifelong process. Different types of learning materials are needed to develop the expected competence in the learner. It is necessary to provide opportunities for the development of basic literacy, mathematical concepts and skills and life-useful skills through formal and non-formal education. Non-formal education gives opportunities to learners who have not easy access of formal education and want to learn outside of the school. Through basic education, students should be aware of the natural and social environment and develop the characteristics of discipline, morality and self-reliance. Similarly, respect and protection of tangible and intangible cultural values towards caste, religion, language, culture, and region are also expected aspects of basic education. In a view of this aspect, the development of learning materials for non-formal and alternative learning have been initiated to provide an opportunity of learning to children, youth and adults who could not get formal education due to geographical hardship, poverty, social barriers, lack of public awareness etc.

This learning material has been developed by including core curriculum and condensed curriculum for learners in accordance with the National Curriculum Framework and National Qualification Framework including the activities that learners can learn by their own efforts. Students who are taking formal education can also be benefited from this learning material.

This material has been developed for non-formal education for **first level** learners and will be tested and modified based on the feedback obtained from the stakeholders. In its development, there are financial and technical support from UNICEF Nepal, CARE Nepal and Samunnat Nepal. This learning material of **English** subject has been prepared by Mr. Nilkantha Dhakal, Mr. Navraj Sharma and Mr. Sulav Giri. The Director General of Center for Education and Human Resource Development Mr. Chudamani Paudel, Deputy Director General Mr. Shree Prasad Bhattarai, Director Mr. Nilakantha Dhakal, Section Officer Mr. Baikuntha Acharya and Mrs. Bimala Mishra have made a special contribution in the development of this learning material.

The Center for Education and Human Resource Development expresses its thanks to all involved in the development and revision of this learning material. The Center for Education and Human Resource Development sincerely request for the constructive suggestions of all the concerned parties as facilitators, students, parents, intellectuals and all readers will have a special role to improve this content.

December 2022

Center for Education and Human Resource Development (CEHRD)

Table of Content

<i>Unit</i>	<i>Subject</i>	<i>Page number</i>
	<i>Alphabet</i>	<i>1-18</i>
<i>1.</i>	<i>Me and my family</i>	<i>19-30</i>
<i>2.</i>	<i>My Daily Life</i>	<i>31-46</i>
<i>3.</i>	<i>My School</i>	<i>47-62</i>
<i>4.</i>	<i>Our Environment</i>	<i>63-75</i>
<i>5.</i>	<i>My Belongings</i>	<i>76-90</i>
<i>6.</i>	<i>Our Culture</i>	<i>91-106</i>
<i>7.</i>	<i>Communication Technology and market</i>	<i>107-120</i>
<i>8.</i>	<i>Fruits and Vegetables</i>	<i>121-130</i>
<i>9.</i>	<i>Hobbies and Interest</i>	<i>131-116</i>
<i>10</i>	<i>Birds and Animals</i>	<i>137-152</i>

1 Learn the alphabet before you begin:

Activity 1.1 Listen and Sing (A to D) 

Ant on an apple /a/, /a/, /a/

Ant on an apple /a/, /a/, /a/

Ant on an apple /a/, /a/, /a/



A- A- A says /a/, /a/, /a/.

Boy with a bag /b/, /b//b/

Boy with a bag /b/, /b//b/

Boy with a bag /b/, /b//b/

B-B-B says /b/, /b//b/

Crab on a cake /k/, /k/, /k/

Crab on a cake /k/, /k/, /k/

Crab on a cake /k/, /k/, /k/

K-K-K says /k/, /k/, /k/



Dog eating donut /d/-/d/-/d/

Dog eating donut /d/-/d/-/d/

Dog eating donut /d/-/d/-/d/

D-D-D says /d/-/d/-/d/

Activity 1.2 : Write letter inside letter (A- D) as shown in the example. Read the letters aloud. Tell the sound the letter makes. 



Activity 1.3: Circle the first letter of each word. Write the circled letter four times. 

Apple Aa Aa Aa Aa

Ball


Cow

Doll

2 Learn the alphabet before you begin:


Activity 2.1 Listen and Sing (E to H) 

Egg and elbow /e//e/ /e/
Egg and elbow /e//e/ /e/
Egg and elbow /e//e/ /e/
E-E-E says /e//e/ /e/




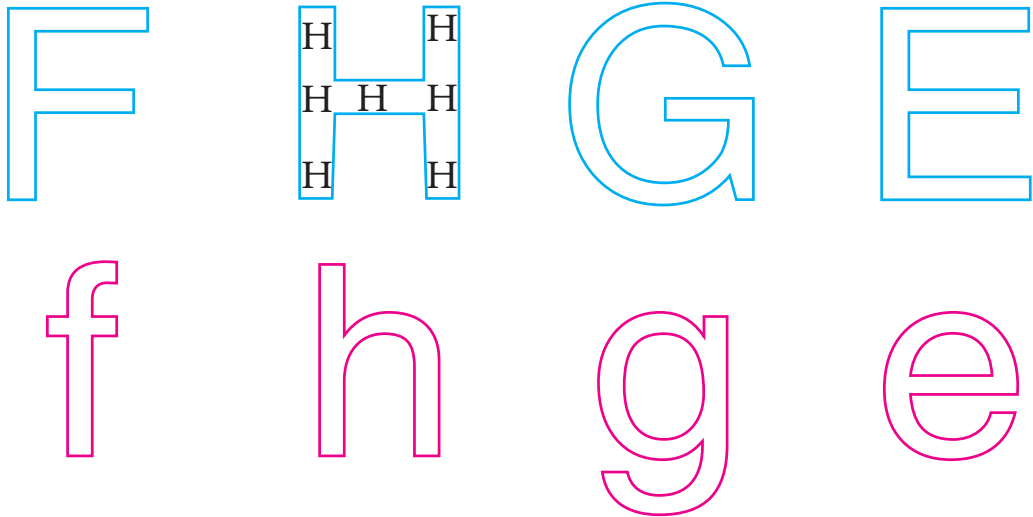
Frog on a football /f/, /f/, /f/
Frog on a football /f/, /f/, /f/
Frog on a football /f/, /f/, /f/
F-F-F says /f/, /f/, /f/

Goat eating grass /g/, /g/, /g/
Goat eating grass /g/, /g/, /g/
Goat eating grass /g/, /g/, /g/
G-G-G says /g/, /g/, /g/



Horse in a house /h/ /h/, /h/
Horse in a house /h/ /h/, /h/
Horse in a house /h/ /h/, /h/
H-H-H says /h/ /h/, /h/

Activity 2.2 : Write letter inside letter (E-H) as shown in the example. Read the letters aloud. Tell the sound the letter makes. 



Activity 2.3: Circle the first letter of each word. Write the circled letter four times. 

Eye Ee Ee Ee Ee

Fish

Glass

Hen

3 Learn the alphabet before you begin:

Activity 3.1 Listen and Sing (I to L) 

Irfan eating ice cream /i/, /i/, /i/

Irfan eating ice cream /i/, /i/, /i/

Irfan eating ice cream /i/, /i/, /i/

I-I-I says /i/i/i/



Jackal in the jungle /j/, /j/, /j/

Jackal in the jungle /j/, /j/, /j/

Jackal in the jungle /j/, /j/, /j/

J- J- J says /j/, /j/, /j/

Kalpana flies Kite /k/, /k/, /k/

Kalpana flies Kite /k/, /k/, /k/

Kalpana flies Kite /k/, /k/, /k/

K-K-K says /k/, /k/, /k/




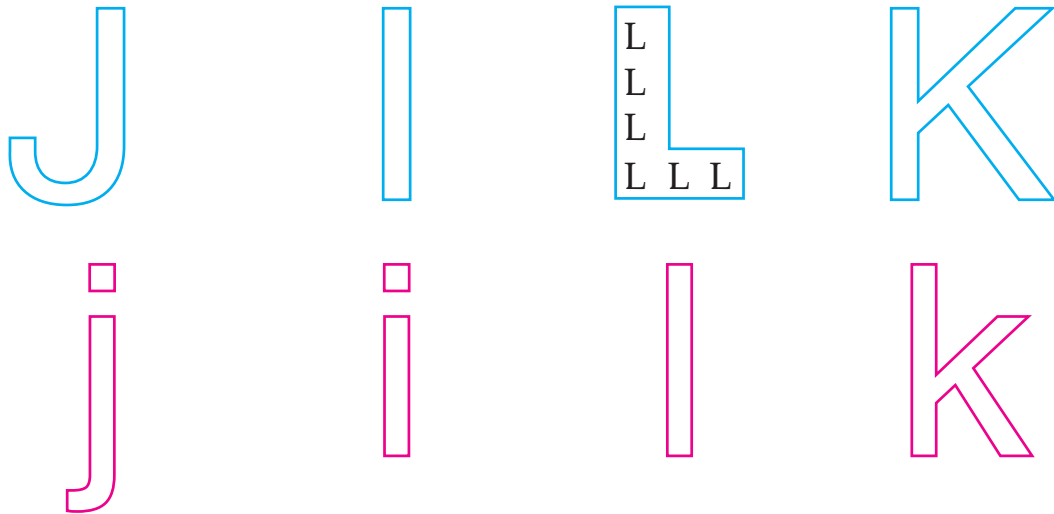
Laxmi loves lollipop /l/, /l/, /l/

Laxmi loves lollipop /l/, /l/, /l/

Laxmi loves lollipop /l/, /l/, /l/

L-L-L says /l/, /l/, /l/

Activity 3.2: Write letter inside letter (I-L) as shown in the example. Read the letters aloud. Tell the sound the letter makes. 



Activity 3.3: Circle the first letter of each word. Write the circled letter four times. 

Ice-cream i i i i

Jug _____

Kite _____

Lion _____

4

Learn the alphabet before you begin:

Activity 4.1 Listen and Sing (M-P)



Mouse on a mat /m/, /m/, /m/

Mouse on a mat /m/, /m/, /m/

M-M-M says /m/, /m/, /m/



Neck and nose /n/ /n/ /n/

Neck and nose /n/ /n/ /n/

N-N-N says /n/ /n/ /n/

Ox in the orange garden /o/, /o/, /o/

Ox in the orange garden /o/, /o/, /o/

O-O-O says /o/, /o/, /o/



Parrot in a palm tree /p/, /p/, /p/


Parrot in a palm tree /p/, /p/, /p/

P-P-P says /p/, /p/, /p/

Activity 4.2 : Write capital A-L in your four lined copy.



Activity 4.3: Write letter inside letter (M-P) as shown in the example. Read the letters aloud. Tell the sound the letter makes. 



Activity 4.4: Circle the first letter of each word. Write the circled letter four times. 

Monkey

Mm Mm Mm Mm

Nail

Onion

Pencil

1 Learn the alphabet before you begin:

Activity 5.1 Listen and Sing (Q-V) 

Queen says quite, /k/k/k/

Queen says quite, /k/k/k/

Q-Q-Q say /k/, /k/, /k/

Rope on a ring /r/, /r/, /r/

Rope on a ring /r/, /r/, /r/

R-R-R says /r/, /r/, /r/



Snake going surfing /s/s/s/

Snake going surfing /s/s/s/

S-S-S says /s/, /s/, /s/

Turtle on a train-track, /t/, /t/, /t/

Turtle on a train-track, /t/, /t/, /t/

T-T-T says /t/ /t/ /t/



Umbrella and underwear, /a/, /a/, /a/

Umbrella and underwear, /a/, /a/, /a/

U-U-U says /a//a/, /a/

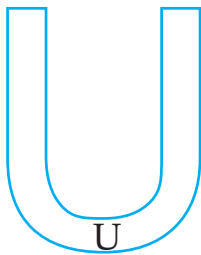
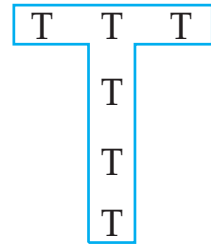

Vegetable in a Van /v/, /v/, /v/


Vegetable in a van /v/, /v/, /v/

V-V-V says /v/, /v/, /v/



Activity 5.2: Write letter inside letter (Q-V) as shown in the example. Read the letters aloud. Tell the sound the letter makes. 



Activity 5.3: Write N-V on your four-lined copy paper. 

Four sets of four-lined copy paper, each consisting of a top blue line, two middle red lines, and a bottom black line.







Activity 5.4: Read these letter names. Say the sound of each letter. 








Aa Bb Cc Dd Ee Ff Gg Hh Ii Jj Kk
Ll Mm Nn Oo Pp Qq Rr Ss Tt Uu Vv
Ww Xx Yy Zz








Activity 3.5 : Draw a picture that has /g/ sound. 







A large empty rectangular box for drawing a picture that contains the /g/ sound.

6 Prepare your ABC book

Picture	Capital	Small
	A	a
	B	b
	C	c
	D	d
	E	e
	F	f

	G	g
	H	h
	I	i
	J	j
	K	k
	L	l
	M	m

	N	n
	O	o
	P	p
	Q	q
	R	r
	S	s
	T	t

	<p>U</p>	<p>u</p>
	<p>V</p>	<p>v</p>
	<p>W</p>	<p>w</p>
	<p>X</p>	<p>x</p>
	<p>Y</p>	<p>y</p>
	<p>Z</p>	<p>z</p>

Unit 0

Assessment – Alphabet

1. Listen and Say after your teacher. 

- a. Good morning.
- b. Good morning teacher.
- c. Hello!
- d. Bye!

2. Listen, point and say.

Bb	Ss	Mm	Aa	Uu	Cc
Kk	Nn	Vv	Ww	Tt	Ff
Pp	Ee	Jj	Oo	Gg	Hh
Xx	Ll	Rr	Yy	Qq	Zz


3. Read the words:

Egg	Frog	Goat	Mouse
Doll	Lion	Hen	Ice-cream
Jackal	Dice	Fish	Lollypop
Parrot	Neck	Kite	Nose
Flower	Rope	Queen	Umbrella
Turtle	Zebra	Toy	Cat

4. Match the picture with their words



Television



Jacket



Leaf



Flower



Ant



Balloon



Cow



Fish

5. Write from A to Z (capital letter)

Handwriting practice lines consisting of 10 sets of horizontal lines. Each set includes a top blue line, a middle orange line, and a bottom black line, providing a guide for letter height and placement.

Unit 1

Me and my family


1.1 Activity 1.1.1: Listen and Practice.

Date



Hello, Good morning,
I am Amar.

Hi, Good morning
Amar, I am Anjali.



Anjali, Look at
there. Your friend
is coming.



She is my sister.
Her name is Anju.



Hi Anju, He is Amar.
He is my friend.



Hello Amar, Nice
to meet you.




Hi Anju. Nice to
meet you too.



Activity 1.1.2: Practice in a Pair 



Anjali look at there.
Your friend is coming.



Yes, She is my friend
Asha.



Hi, Asha she is my
friend Amrita.


Activity 1.1.3: Tell your teacher 

1. What is your name?
- My name is
2. How old are you?
- I am years old.
3. Where do you live?
- I live in

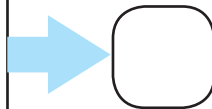
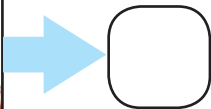
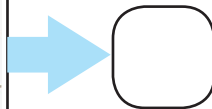
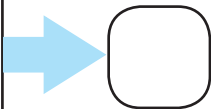

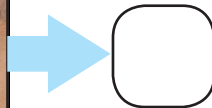

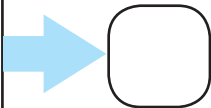
Activity 1.1.4: Tell any five names that start with the letter sound A. Then ask your friend to say any five names that starts with B. Then continue till the end.



1.2 Activity 1.2.1: Draw the picture of your favorite flower and colour it. 



Activity 1. 2. 2: Write the first/initial letter of each picture. 



Activity 1.2.3: Look around your classroom

Listen to these words from your teacher and touch the object moving in to a classroom. Also write the initial sounds of each words as example.

Words	Initial sound
Desk	d
Bench	
Blackboard	
Pencil	
Copy	
Book	
School	
Bag	
Door	
Chalk	
Teacher	
Duster	

1.3

Activity 1.3.1: Listen and Chant 

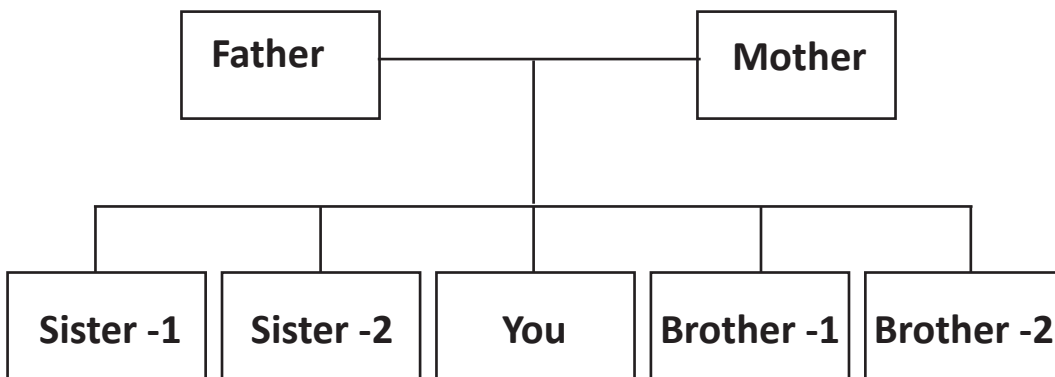
Date

Families

Families are big,
and families are small.
Families are different,
and we love them all.
Some have mothers,
some have fathers,
some have sisters
and some have brothers.
I love my family.



Activity 1.3.2: My Family Chart 



1. Name your family members in each of the boxes.
2. Colour in yellow in each box.
3. Colour in red in the box if you don't have those family members.

Activity 1.3.3. Complete the following sentences and introduce your family member to your friends.



1. My name is
2. My father's name is
3. My mother's name is
4. I have brothers. (tell number)
5. I have sisters. (tell number)
6. My sister's name is
7. My brother's name is

Activity 1.3.4: Listen to your teacher and repeat these words and syllable after your teacher



- a. Father – fa- th- er -
- b. Brother – bro- th-er
- c. Mother – mo- th- er

Activity 1.3.5: Write the initial sound of your five friends and tell those name to your teacher.



1.
2.
3.
4.
5.

1.4

Activity 1.4.1: Listen, sing and repeat



One, two
tie my shoe.



1

2

Three, four
knock at a door.



3

4

Five, six
Pick up sticks.



5

6

Seven, eight
Lay them straight.



7

8

Nine, ten
Pick up a hen.













9


1

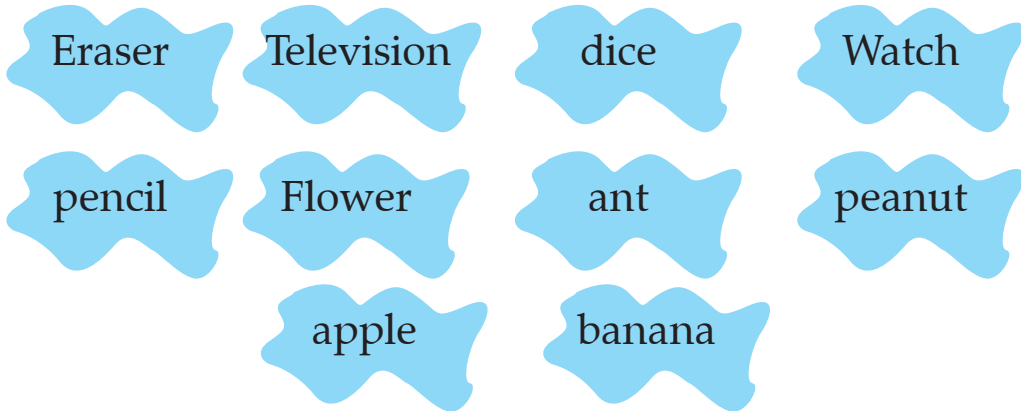
Activity 1.4.2: Read these numbers and underline the word of that number in the song above.









Activity 1.4.3: Count the pictures and write in numbers and in words 


Picture	Number	Count in words
	1	One










1.4.4: Listen to your teacher and identify the initial sound of following words. 



Activity 1.4.5: Draw a picture that starts with the letter in each of the below boxes. 

		
C	E	B
		
F	D	A

Activity 1.4.5: Listen to your teacher and identify and tell the first (initial) and final sound as shown in the example; 

Word	Initial sound	Final sound
Bat	/b/	/t/
Sit	/s/	/t/
Father		
Mother		
Brother		
Fish		
Doll		
Rat		
Rose		
Flower		
Ant		
Pencil		

Unit 1

Assessment

1. Listen to your teacher and tick.

a. house

b. head

c. mouse

d. bed

e. cat

f. dog

g. bat

h. log

2. Listen to your teacher and say the rhyming words

Two Four hen cat ball old

3. Talk about your family in pairs. Say at least five sentences.

4. Listen to the following story and answer the questions

Hi friends! I am Preeti Rajbanshi from Jhapa. I am seven years old. My mother's name is Uma. She runs a shop. She is thirty-five. She has got a long dark hair. My father is Amar. He works in a farm. He is thirty-seven. He is tall and fat. I have a brother. His name is Ravi. He is five. He is small. He has a pet. It is a cat. Its name is Shuri. It is very cute.

a. Where is Preeti from?

b. What does Uma's mother do?

c. How many brother does Uma have?

Answer about yourself.

- a. What is your name?
- b. What does your father do ?
- c. How many brothers and sister do you have.

5. Pronounce the following words:

- a. tall
- b. slim
- c. run
- d. lunch
- e. gift
- f. enjoy
- g. Play
- h. farmer

Unit 2

My Daily Life

2.1 Activity 2.1.1: Listen and Chant following your teacher.

Every week has seven days

Starting from **SUNDAY, MONDAY,** and **TUESDAY**

Did you brush your teeth today?

WEDNESDAY and **THURSDAY,**

Did you wash your face today?

FRIDAY and **SATURDAY,**

Eat your meal every day.

We come again to Sunday,

Then we go day by day.

Sunday, Monday, Tuesday

Wednesday and Thursday

Friday and Saturday

Then we come to Sunday.



Activity 2.1.2: Listen to your teacher and tell the initial sound and write them in your four lined copy



Sunday -

Monday -

Tuesday -

Wednesday -

Thursday -

Friday -

Saturday -

Activity 2.1.3: Ask your parents on which day you were born.



Come together with your friends. Write your name on a piece of paper. Stick on a wall at an appropriate place among the 7 (seven) days.

Sunday	Monday	Tuesday	Wednesday	Thursday	Friday	Saturday
Ravi	Suman					
Asmita						

2.2 Activity 2.2.1: Listen and Practice



Date

Dialogue 1:

Ramita: Hello, Ramita, How are you?

Sapana: Hi Sapana, I am fine, thank you, and you?

Dialogue 2:

Ramita: I am fine too. What is the day today?

Sapana: Today is Monday.

Dialogue 3:

Ramita: What day is it tomorrow?

Sapana: Tomorrow is Tuesday.

Dialogue 4:

Ramita: Thank you! Nice to meet you.

Sapana: Nice to meet you too. Bye!



Activity 2.2.2: Match the following. 

1

Friday

2

Wednesday

3

Sunday

4

Monday

5

Saturday

6

Tuesday

7

Thursday

Activity 2.2.3: Raise your hand base on the following sentence. 

a. Raise your hand if you hear /n/ sound in the following

i. Sunday

ii. Monday

iii. Wednesday

iv. Saturday

b. Raise your hand if you hear /th/sound in the following

i. Friday

ii. Thursday

iii. Wednesday

iv. Tuesday

c. Raise your hand if you hear /s/ sound

i. Thursday

ii. Saturday

iii. Monday

iv. Friday

Activity 2.2.4: Look at the chart and read after your teacher. 

Days	Number	Order
Sunday	1	First
Monday	2	Second
Tuesday	3	Third
Wednesday	4	Fourth
Thursday	5	Fifth
Friday	6	Sixth
Saturday	7	Seventh

Activity 2.2.5: Listen to your teacher and say "True or False" 

- Sunday is the first day.
- Friday is the last day of a week.
- Monday comes after Tuesday.
- Tuesday comes after Monday.
- Wednesday is the fourth day.
- Saturday comes after Friday.

Activity 2.2.6: Listen and Say

Binod Kumar Bista lives in Biratnagar. He has two brothers and two sisters. They are in grade five. Binod's brothers go to Biratnagar. They come back on Sunday for Binod's birthday.

- Underline the words that start with /b/ sound and tell your teacher.
- Circle the word that have / th/ sound and read to your friend next to you.

Activity 2.2.7: Listen to these words and match with their rhyming words (which have similar final letter/sounds).

Bat

Clay

bed

Cat

Car

Red

Play

Far

2.3 Activity 2.3.1: Look at the picture and say what are the things you see in picture

To design - one full page (a picture of a room with a calendar, book, wall clock, table, chair, television, cupboard and photo frame)

Activity 2.3.2: Match the picture with words (choosing from the bracket).



Wall Clock















calendar | book | wall clock | table | chair | television | cupboard

Activity 2. 3.3: Tell any five (5) words in English that have the letter 'E' and write their initial sound in your copy. 

Activity 2.3.4: Draw a picture of a duck in a pond and colour it. 



2.4



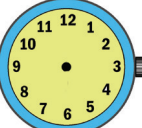





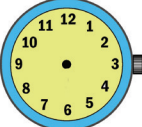

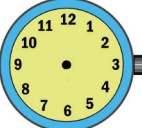

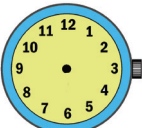

Activity 2. 4.1: My Daily Activities



Date

Name: Age:




Address:








Time	Clock	Activity	Picture
6:00 AM		I get up.	
		I wash my face	
		I brush my teeth.	
		I eat breakfast.	
		I go to school.	
		Our school closes.	
		I eat dinner.	

Activity 2.4.2: Raise your hand base on the following sentence. 

- a. Raise your hand if you hear /sh/ sound in the following
- i. Shoes
 - ii. Dinner
 - iii. Eat
 - iv. Brush
- b. Raise your hand if you hear /ch /sound in the following
- i. School
 - ii. Close
 - iii. Breakfast
 - iv. Chowmin
- c. Raise your hand if you hear /th/ sound
- i. Wash
 - ii. Close
 - iii. Shoes
 - iv. Teeth

Activity 2.4.3: Count the dots and read after your teacher. 

Picture	Number	Count in words
	11	Eleven
	12	Twelve
	13	Thirteen

	14	Fourteen
	15	Fifteen
	16	Sixteen
	17	Seventeen
	18	Eighteen
	19	Nineteen
	20	Twenty

Count and chant these each numbers after your teacher as example below 

One, two, three, four, five, six, seven, eight,
nine, ten, eleven dots and it's 11 (e-l-e-v-e-n).

One, two, three, four, five, six, seven, eight,
nine, ten, eleven, twelve dots and it's 12 (t-w-e-l-v-e).

One, two, three, four, five, six, seven, eight,

nine, ten, eleven, twelve, thirteen dots and it's 13
(t-h-i-r-t-e-e-n)

One, two, three, four, five, six, seven, eight,

nine, ten, eleven, twelve, thirteen, fourteen dots and it's
14 (f-o-u-r-t-e-e-n)

Activity 2.4.4: Match the numbers with their words

12

Fourteen



17

Eleven

19

Seventeen

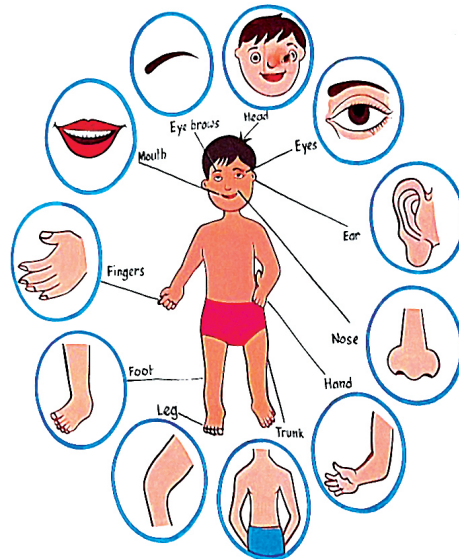
14

Twelve

11

Nineteen

Activity 2.4.5: Look at the different parts of body below and describe how many they are?



Activity 2.4.6: Listen and practice 

Anita: Hello Gita, how old are you?


Gita: I am 12 years old, and you?

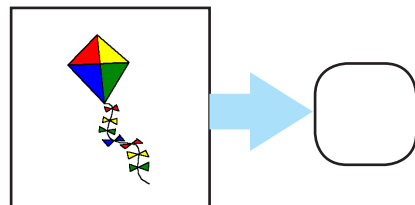




Anita: I am 9. And how old is your mother?

Gita: she is 35 years old.

Tell about yourself.

1. How old are you?
2. How old is your mother?
3. How old is your father?

2.5 Activity 2.5.1: Write the first/initial letter of each picture (H -L) 




Activity 2.5.2: Listen and Say

Gauri lives in Gaur. She has two goats in her home. Her grandmother feeds these goats with green grass. Goats also graze on the ground. One day both goats ate grapes in her garden.




Underline the words in above text that start with /g/ sound and tell to your teacher.


Activity 2.5.3: Draw a picture or a word that has the letters/sounds below.




TH




I




CH



L



K



H

Unit 2

Assessment

1. Listen to your teacher and cross the words. 

get up	take	read	eat	dress
sing	dance	help	watch	play
listen	spend	write	enjoy	buy
zoo	swim	garden	brush	bath

2. Listen to your teacher. Tick (✓) the pairs which have the same initial sound.

a. father- mother

b. Sunday- Saturday

c. big -break

d. neat - meat

3. Work in pairs. Take turns to talk about daily habits/ routines.
4. Read these words.

Shoes	boat	colourful	lunch
Popcorn	garden	beautiful	flowers

5. Listen to your teacher and write the words spelled by your teacher.

Handwriting practice lines for exercise 5, consisting of 10 sets of three horizontal lines (top blue, middle orange, bottom black).

6. Write six things that you do every day.

Handwriting practice lines for exercise 6, consisting of 10 sets of three horizontal lines (top blue, middle orange, bottom black).

Unit 3

My School

3.1 Activity 3.1.1: Listen and sing

This is my desk; this is my bench
This is my bag, that I take every-
where.

Sit down, stand up, one, two, three,
School, school, school for you and
me.

This is my pencil, this is my pen
I use my school things again and
again.





Sit down, stand up, one, two, three,
School, school, school for you and me.

This is the window, this is the door,
This is the ceiling this is the floor.

Sit down, stand up, one, two, three,
School, school, school for you and me.



Activity 3.1.2: Look at the picture and complete the sentence as an example. 

Picture	Question	Answer
	What are Kajal and Amina doing?	They are eating .
	What are you doing?	I am
	What is grandfather doing?	He is
	What am I doing?	You are



Activity 3.1.3: Practice the conversation in a pair.

Friend A: What is Kajal doing? (Question)

Friend B: She is eating. (Answer)

Activity 3.1.4: Write the missing letters from the words below with pictures matching in the boxes.



sleeping
dancing

cooking
crying

walking
writing



__eep_ng



Wri_i_g



C_k_n_



_an_ing



C_yi_g



Wa_k_ng

Activity 3.1.5: Write any 3 short sentences using the above words (verbs) 

3.2 Activity 3.2.1: Listen and Act

Walk to the window,

Run to the door.

Point to the blackboard

Look at the floor.

Jump up and down.

Close your eyes

Now open and look



Activity 3.2.2: Listen and Act

Follow the verbal instruction from your teacher and act.

1. Stand up.
2. Sit down.
3. Jump up.
4. Run to the window.
5. Raise your hand.
6. Touch your nose.
7. Touch your shoulder.
8. Touch you toe.

Activity 3.2.3: Listen and act

1. Raise your hand if you hear final /ch/ sound in the following words.

- a. touch b. bus c. torch d. church

2. Raise your hand if you hear /ou/sound in the following words.

- a. touch b. shoulder c. down d. stand

Activity 3.2.4 : Listen to the following

Mr. Shrestha is going to school. He sees a straw at the field. A small child is playing near the parents. Child is chewing that straw. Mr. Shrestha takes out the straw from his mouth. He informs child's parents. Parents praises the good work of Mr. Shrestha. They said and said 'thank you' to him.

Answer the following questions:

1. Where is Mr. Shrestha going?

- He is going to

2. Who is playing near the parents?

- Is playing near the parents.

3. Who takes out the straw from the mouth of a child?

- takes out the straw from the mouth of a child.

4. What do the parents say to Mr. Shrestha?

- The parents say

Activity 3.2.5: Repeat the following words after your teacher. 


Straw	Mr.	Shrestha	Mouth
School	Thank you	Near	Chewing

Activity 3.2.6: Tell any 5 (five) words that include st, ch, sc 

Activity 3.2.7: Arrange the following words and give full stop at the end. 

1. Going to school Mr. Shrestha is
2. Playing is child
3. Take out straw Mr. Shrestha
4. Parents thank you said

3.3 Activity 3.3.1: Listen and Act.



Activity 3.3.2 : Permission game; asking permission

Find your pair in classroom, and act as teacher and student to practice the following conversation on asking permission

Student: May I go out?

Teacher: Yes, you may go.

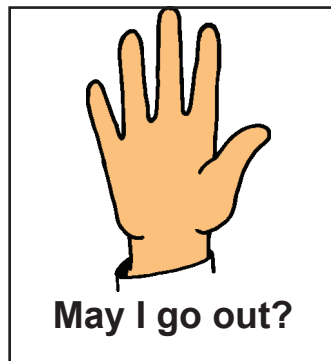
Student: Can I eat my meal?

Teacher: Yes, you can.

Student: Excuse me. May I go to the toilet?

Teacher: Yes, please go.

Activity 3.3. 3: Write a classroom pass that asks your teacher for permission. 



Activity 3.3.4: Listen and Speak 

In the month of Ashad , it was raining outside. Urmila had stomach pain. Her mother Sharmila took her to the hospital. They met Dr. Devendra Shrestha in a hospital. Dr. Devendra gave medicine to Urmila. She took her medicine three times a day for two days. She took medicine at 8 AM in the morning, 12:30 PM in the afternoon and 7 PM in the evening. Now she is fine.




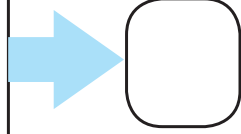

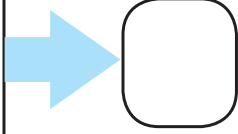
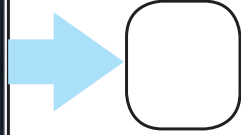
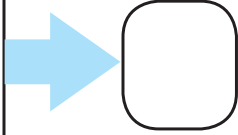
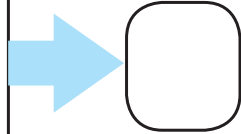
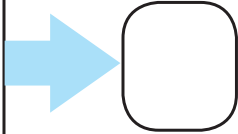
Tell your teacher. 

1. Who had stomach pain?
2. Who took her to the Doctor's hospital?
3. What was the name of Doctor?
4. At what time did she take medicine?
5. How is she now?

Activity 3.3.5: Listen and read. What sounds are similar in the words? 

Stomach	School	Shop	What	Spoon
Strong	Scale	Ship	Why	Tool
Star	Scan	Shadow	White	Too
Stapler	Scissor	Shirt	Whistle	Pool
Stone	Scare	Shark	When	Room

Activity 3.3.6: Look at each picture and write the final syllable using the clue from the box. 



3.3.7 Let's prepare Memory folder for words with similar sounds

1. Pick an A4 size paper

1. Pool
3. Wool
5. Door
7. Roof
9. Saw
11. Near
13. Gear

2. Stool
4. Spoon
6. Floor
8. Moon
10. Raw
12. Pear

2. Make 3 folds for a one sheet of paper
3. Write 3 set of words that have similar medial and final sounds. Use the words from below boxes for making folder.

Activity 3.3.8: Look at the example and write numbers in words. (21-40)

Umbrella Van Yak Zebra Wheel X-Ray			
Number	In words	Number	In words
21	twenty-one	28	
22	twenty-two	29	
23		30	
24		31	
25		32	

26		33	
27		34	
35		38	
36		39	
37		40	

Write 41 to 50 in words.

Activity 3.3.9: Listen and Act 

On, in, and under

The apple is

On the table.

The orange is

in the basket.

The stone in the ground



Is under my foot.

Birds on a tree

Playing with friends.

Look at that fish

Swimming in the water.



Activity 3.3.10 : Copy these words on a card and write the capital and small letter of each underlined letter. 

Apple

Fish

Stone

Table

Water

Tree

Example:

Front side:

Fish

Back side:

H h

Activity 3.3.11: Listen to the following conversation and write the underlined words on your copy paper.

Teacher: Hello, Mira! How are you?



Mira: I am fine, thank you. And you?

Teacher: I am good. **Congratulations.** You won the second prize in handwriting yesterday.

Mira: Thank you, ma'am.

Teacher: Thank you, Mira. Your handwriting is **very good. Well done!**

Activity 3.3.12: Practice in a pair

Nisha : Hello Sapana, I won the dance competition.

Sapana: Congratulations!

Nisha : Thank you Sapana.

Student: Good morning sir! here is my drawing.

Teacher: wow! such a good drawing. well done. Keep it up.

Student: Thank you, sir.

Very good!

Well done!

Congratulations!

Thank you!

Good job.

Activity 3.3.13: Listen and act

Red, red, red, touch your head.

Blue, blue, blue, tie your shoe.

Brown, brown, brown touch the ground.

White, white, white, take a bite.

Black, black, black, touch your back.

Purple, purple, purple, draw a circle.

Pink, pink, pink, give a wink.

Gray, gray, gray, shout hurray!



Activity 3.3.14: Listen and read after your teacher 

Colour	Things
Red	Rose, flower, Tika, blood, apple
White	Snow, cake, rabbit, paper, whiteboard
Yellow	Orange, Tika, banana, clothes, papaya, sunflower
Green	Leaf, clothes, tika, jungle
Purple	Brinjal, balloon
Gray	Desert, clothes, balloon
Pink	Clothes, balloon
Black	Bear, hair, blackboard, clothes, balloon, crow

Unit 3

Assessment

1. Listen and follow.

- Come here.
- Sit down.
- Stand up.
- Make a line.
- Look down.
- Touch your toe.
- Raise your hand.
- Touch your nose.

2. Listen to your teacher and point to the correct words.

Close Stand Classroom School Bench

3. Read the initial and final sound of the above words to your teacher.

Hello everyone!

I am Rita.

I am a girl.

I am five years old.

I read in class one.

Read and tick (✓) the answer.

- Rita is a _____
a. boy b. teacher c. girl
- She is _____ years old.
a. three b. five c. six
- She reads in class _____
a. one b. two c. three

4. Work in pairs. Talk to your friend in the following situations.

- You want to use your friend's pencil.
- Your friend has won the prize.

- c. You want your friend to wear a uniform.
- d. You want your friend not to make noise in the classroom.

5. Read the text and answer the questions.

Ruby's teacher, Mr. Thapa, is in her garden. "Come and see my flowers," says Ruby. There are many flowers, fruits and vegetables. Small birds and bees fly around.

What a beautiful garden!" Mr. Thapa says.

a. What are there in the garden?

b. Who says 'What a beautiful garden!'?

6. Write a short message to your friend. Tell him/her to attend the school at 9 o'clock for a dance practice tomorrow.

Unit 4

Our Environment

4.1 Activity 4.1.1: Listen to the following story:

Rubina goes to the zoo with her mother. She sees five deer in the zoo. The deer are brown and white. They walk to the cage of birds. They see a green bird in a yellow cage. They see a brown monkey on a tree. Rubina is scared of the mother bear with a baby bear eating fruits under the tree. The bear has black fur. They see five ducks in a small pond. The ducks are white. Rubina sees a red rose with green leaves. She asks her mother to pick the rose. Her mother says no. In the evening, Rubina tells her father about the birds and animals.



Activity 4.1. 2: Match the following with their colour which Rubina saw in the zoo.

bear	white
duck	brown
monkey	black
rose	yellow
leaves	green
cage	red

Activity 4.1.3: Fill in the blanks using from the box. 

- a. The brown monkey is on a
- b. The green bird is in the yellow
- c. Mother bear is eating fruits under the
- d. Rubina sees a red rose with green

tree cage leaves tree

Activity 4.1.4: Read the words underlined in the above activity 

Activity 4.1.5: Write the name of original colour below the names. 

Sky	Snow	Leaf	Crow	Hair	Orange
↓	↓	↓	↓	↓	↓
blue					

Activity 4.1.6 : Draw picture of a cage and a tree on your copy paper and colour them. 



4.2 Activity 4.2.1: Listen to the following story:



Hello, friends. My name is Simran.
I am 12 years old. My mother's
name is Usha. She is 54 years old.
My School's name is Janapriya
Secondary School. I like my school.
My favorite subject is math.



Activity 4.2.2 : Make a sentence arranging the below words in the correct order.



1. go may I out.

2. to school go I .

3. boy is he a.

4. Sunday is today.

5. in a cage the bird is .


6. rice eats Anuj.

7. I football Play.

8. Sima football plays.

Activity 4.2.3 : Write any five (5) sentences about your day 

Activity 4.2.4 : Draw a picture of house and colour it. Then describe your house to a friend.




Activity 4.2.5: Listen and Act



Listen to your teacher and act as per the direction

(follow your teacher at first then follow the instruction yourself)

- Turn right.
- Turn around.
- Turn left.
- Go ahead.

Activity 4.2.6: Complete the answer based on the clue from the bracket as shown in the example. 

- Question:** How many birds are there in a tree? (20)
Answer: There are twenty birds in a tree.
- Question:** How many districts are there in Nepal? (77)
Answer: There aredistricts.
- Question:** How old is Sapana? (38)
Answer: She is years old.
- Question:** How many districts are there in Karnali province? (10)
Answer: There districts in Karnali province.
- Question:** How many trees are there in a garden? (54)
Answer: There are trees in a garden.

Activity 4.2.7: Read and Answer 

Punita lives in Jajarkot. Her father is a farmer. Her mother Sima is a teacher. They have one buffalo, two cows, and eight goats. There is a little dog in their house, and there are three puppies. They have also a small cat. Her name is Suri. There is a hen with seven chickens.



Answer the following. 

Question: How many chickens do they have?

Answer: They have chickens.

Question: What is Punita's mother's name?

Answer: Punita's mother's name is

Question: How many cows are there in Punita's house?

Answer:

4.3 Activity 4.3.1: Listen and Chant 

How is the weather today?

It is sunny,

It is sunny.

It is sunny today.



How is the weather today?

It is windy,

It is windy.

It is windy today.



How is the weather today?

It is cloudy,

It is cloudy.

It is cloudy today.



How is the weather today?

It is rainy,

It is rainy.

It is rainy today



Activity 4.3.2: Let's Prepare Weather Wheel

- Prepare a weather chart (using hard paper) with support of your teacher.
- Stick on a wall of your class room or study room.
- Prepare a hole at the center of wheel.
- Prepare an indicator with arrow to move.
- Indicate today's weather as shown in the picture.
- Ask a friend "what is the weather today?" and listen to their response.



Activity 4.3.3: Read and Answer

Hello, friends, My name is Urmila. I live in Bahadurgunj, Kapilvastu. I have one brother and one sister. My brother's name is Ramesh. He is small and fat. My sister's name is Amrita. She has dark and long hair.

My mother's name is Sapana. She is 38 years old. She is tall and thin.

My father is in India to work. We have a cute puppy and her name is Mikky.



Activity 4.3.4: Listen and Say

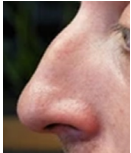
Tall	Fat	Dark	Small	Long	Cute
------	-----	------	-------	------	------

Activity 4.3.5: Write any seven (7) sentences about your family on your four-lined copy paper. 

Four-lined copy paper for writing. Each set of lines consists of a blue top line, two red middle lines, and a black bottom line. There are seven such sets of lines provided for the student to write their sentences.


Activity 4.3.6: Write the words with adjectives as shown in the example. 


a. Small +  = Small apple


b. Long  =

c. Black +  =

d. Red +  =

e. Fat +  =

f. Cute +  =

Activity 4.3.7: Underline the adjectives in the below sentences. Use the first one as an example. 

1. There is cold water dropping from a tall tree.
2. There is a black crow on a tree.
3. I see blue sky from my home.
4. She has long hair.
5. I have black shoes.
6. The farmer has two brown goats.

Activity 4.3.8: Write about yourself and share with a friend.

I live in
.....

I am years' old.

My school's name is
.....

Hello friends,
My name is
.....

My favorite subject is
.....

My favorite teacher is
.....

I havesisters.

4.3.9 Write a paragraph about yourself using the sentences from above charts.

.....

.....

.....

.....

.....

.....

.....

.....

.....

.....

.....

.....

.....

.....

.....

.....

.....

.....

.....

.....

.....

.....

Unit 4

Assessment

1. Listen and sing. 

Oh, rainbow, oh rainbow,

How lovely are you!

Purple, red and orange too,

Yellow, green and blue so true.

Oh, rainbow, oh, rainbow,

How lovely are you!

Underline the name of colour in the above text.

2. Look at the picture and describe orally.



3. Which is your favorite weather? Why do you like it?




4. Tell the words that begin with the letter underlined in the box

Sug <u>a</u> r	Kit <u>e</u>	D <u>o</u> g	Bask <u>e</u> t	<u>B</u> ird	Pen
↓	↓	↓	↓	↓	↓
Grape					
Gir <u>l</u>	Mou <u>s</u> e	B <u>a</u> g	B <u>u</u> s	Copy	Rat
↓	↓	↓	↓	↓	↓
Lion					

5. Make words and write.

- a. hnad _____
- b. rbabit _____
- c. lutos _____
- d. rsoe _____

6. Look at the picture and write the location of underlined objects. (under/on/in)

Picture	Question	Location
	Where is the <u>cup</u> ?	It isthe table.
	Where is the <u>cat</u> ?	It is.....the box.
	Where is the <u>book</u> ?	It is the table.

Unit 5

My Belongings

5.1 Activity 5.1.1: Listen and Read

Hello, friends. My name is Anil. My village name is Baijapur, Banke. There is a school in my village. My school's name is Janata Basic school. We have a garden with flower in school. I have a bicycle to go to my school. I have a green bag and five books. Our teacher are good. My favorite teacher is Anjali. She teaches Math, Nepali and Serophero. Math is my favorite subjects.



Activity 5.1.2: Arrange the following words in the correct order to make sentences.

1. Anil name my is

- My name is Anil.

2. subject favorite Math my is

-

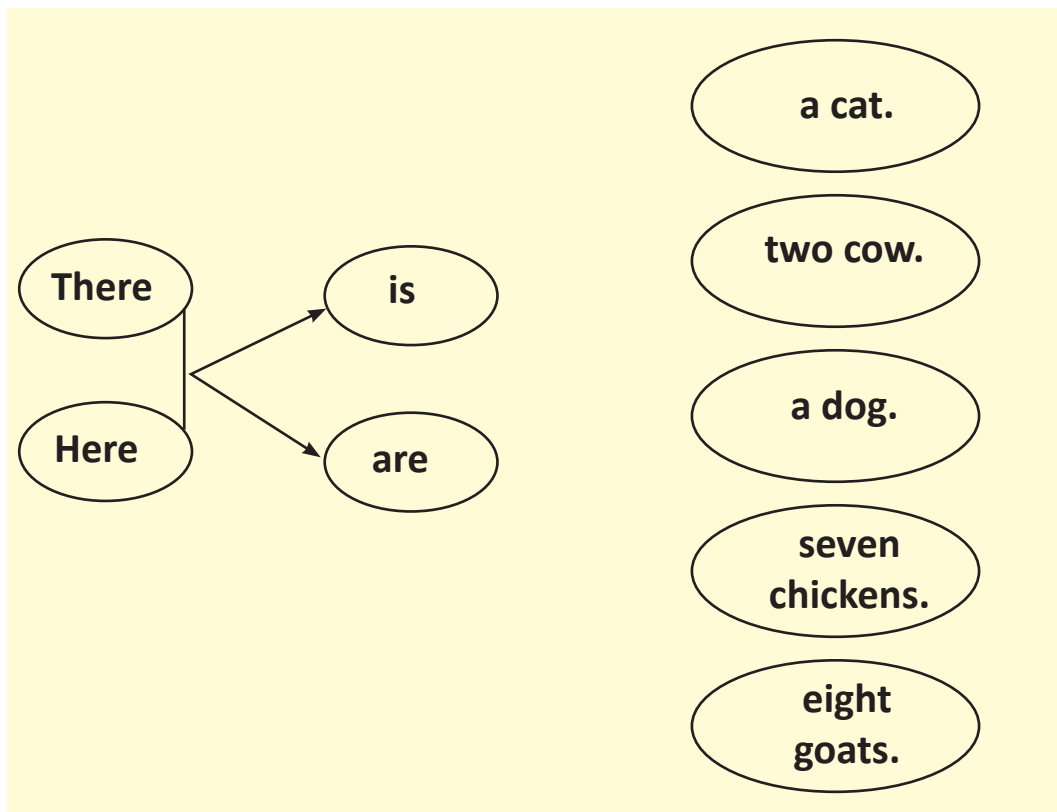
3. Anjali favorite teacher my is

-

4. Janta basic school school's name My is

-

Activity 5.1.3: Make sentences as you can. 



There is

Here are

a cat.

two cow.

a dog.











seven chickens.

eight goats.

Make sentences like you see in the below example: 

1. There is a cat.
2. Here are eight goats.

Activity 5.1.4: Complete the table as shown in the example answers. 

Picture	Question	Answer
	What is this?	This is a mango.
	What are these?	These are mangos.
	What is this?	This is a
	What are these?	These are
	What is this?
	What are these?
	What is this?
	What are these?
	What is this?
	What are these?

Activity 5.1.5: Complete the dialogue box and practice for review. 



Hi, friend.
What is your name?

My name is
And what is your name?



I am
Where do you live?

I live in
and you?



I live in
.....

Activity 5.1.6: Answer the following questions from your own.



a. What is your name?

b. Where do you live?

c. What is your father's name?

d. Which is your favorite subject?

e. Which food do you like most?

Activity 5.1.7: Listen and Act



Listen to the conversation between customer and shopkeeper and practice a dialogue with your friend.

Shopkeeper: Excuse me, how can I help you?

Sapana: Yes, please. I need a T-shirt for my brother.
He has his birthday today.

Shopkeeper: Please look at these T-shirts.
Which colour do you want?


Sapana: I want that red T-shirt with a round neck.



Shopkeeper: Please see this one. But we only have medium size for this item.

Sapana: Oh no! He needs medium. He is 10 years old.

Shopkeeper: Then try that blue T-shirt in the corner. We have medium size available.



Sapana: Sorry, he has a blue T-shirt at home. Please provide me a brown one.


Shopkeeper: I am sorry. We don't have brown right now.

Sapana: No worries, I will visit another shop. Thank you!

























Shopkeeper: Thank you. Please visit again.

Activity 5.1.8: True and False.

1. Sapana is buying a T-shirt for her brother.
2. Sapana's brother has a birthday.
3. Sapana's brother already has blue T-shirt.
4. Shopkeeper has a medium size red T-shirt.
5. Sapana's brother already has a blue T-shirt at home.
6. Sapana buys a blue T-shirt for her brother.

Activity 5.1.9: Underline the colours mentioned in the conversation and write them. 

Activity 5.1.10 : Read the below example and complete the sentences below each picture. (This/ That, These, Those) 

 	 
This is a Jacket.	That is a Jacket.
 	 
..... is a cap.is a cap.
 	 
.....
 	 
These are egg.	Those are eggs.
 	 
These	Those
 	 
.....

5.2 Activity 5.2.1: Listen and Practice

Rubina: Hello Mina, I found a pen, two pencils, and a pencil cutter on the floor. Is this your pen?

Mina: Yes, it is. Thank you.

Rubina: Are these your copies?

Mina: No, they are not. Please ask Sapana.



Rubina : Hi, Sapana. Are these your copies?

Sapana : Yes, they are. I also lost my pencils.

Rubina : Oh, I found those as well. Please take these. These are your pencils.

Sapana: Thank you, Rubina.

Rubina: It's my pleasure. Thank you.



Activity 5.2.2: Role Play (Practice the above conversation in your classroom with two friends.) 

Note: 3 participants with necessary materials needed for the conversation.

Activity 5.2.3: Draw these pictures and colour them. 

- Your school bag
- Your mother's hair
- Your sister's earrings
- Your father's eye

Activity 5.2.4: Draw a picture of a flower and a flag and colour them. Describe these pictures to a friend. 



Activity 5.2.5: Listen and read. 

Yesterday, Ranju went to hat bazar with her mother. The sky was cloudy but it was hot. Ranju and her mother wore black Kurta. They visited shops in the hat bazar. There were




vegetable shops, fruit shops, grocery shops in hat bazar. Her mother went to tea shop and drank a cup of tea but Ranju ate half- plate chowmin. She also had a glass of

water after eating chowmin. Ranju also took photos on her mobile phone. Her mother also bought ice-cream. Ice cream was white and cold like snow. They enjoyed in the hat bazar. They bought some vegetable before returning back to home.

Activity 5.2.6: Tell your teacher 

1. Where did Ranju and her mother go ?
2. What did Ranje eat ?
3. How was the ice-cream?
4. What did they buy before returning home?

Activity 5.2.7 : Work with a friend to find the meaning of these words from English- Nepali dictionary. Read those words and tell their meaning to your teacher. 

Blue	Flag	Snake	Classroom
Cloth	Skipping	Chain	Photo
Glue	Dream	Sky	Brown
Plain	Whole	Plan	Chess
Brother	Phone	Glass	Black
Dry	Snail	Flower	Wheel

Activity 5.2.8 : Use the words in activity 2.8 to match words with similar first sounds and write them on your copy paper. 

Example:

Bl - blue ←————→ black

Cl-

Pl-

Gl-

Sn-

Dr-

Wh-

Ch-

Sk-

Br-

Ph-

Activity 5.2.9: Complete the following sentences and tell your teacher. 

1. What is she wearing?

- She is wearing.....

- She is wearing



2. What is he carrying?

- He is carrying








1. What are you wearing?






- I am wearing a

- I am wearing

- I am wearing.....

Activity 5.2.10: Work with a friend. Tell the answer to your teacher. 

Picture	Question	Answer
	Is this a rose?	Yes, it is.
	Is this a flower?	No, it is not.
	Is this a radio?
	Is this a tree?
	Is this an earring?

	<p>Are these bananas yellow?</p>	<p>.....</p>
	<p>Is this a cup?</p>	<p>.....</p>
	<p>Is this a clock?</p>	<p>.....</p>
	<p>Is this a parrot?</p>	<p>.....</p>
	<p>Are these peanuts?</p>	<p>.....</p>

Unit 5

Assessment

1. Listen and point the following words. 

Snake blue chair snow sweets
Chocolate cloth phone glass train
Storybook handkerchief yellow camera balloons

2. What things do you have? Work in pairs and take turns to talk about them.

3. Look at the pictures below and complete the sentences.

1. What is she wearing?

- She is wearing.....
- She is wearing



2. What is he carrying?

- He is carrying



3. What are you wearing?

- I am wearing a
- I am wearing
- I am wearing.....

4. Look at your teacher pointing to different numbers. Say the number names he/she is pointing at.

15 18 17 19 20 14 13

5. What things do you have? Write 3 sentences.

Handwriting practice lines consisting of 12 sets of horizontal lines. Each set includes a top blue line, a middle red line, and a bottom black line.

6. Listen to your teacher and sing a song.

Blue, red and green.
Pretty ribbons can be seen.
The ribbons hang from the top.
We hold them and hop.
Hop, hop, hop,
Hop, hop, hop,
Hop around the Maypole, hop.

7. Tell any 2 things which have following colour.


Blue

Red

Green

Unit 6

Our Culture

6.1 Activity 6.1.1: Look at the picture and describe what you see. 



Activity 6.1.2: Draw a picture of our religious places, choosing from church, temple, gurudwara, mosque, gumba. 



Activity 6.1.3: Listen and Practice. 

Irfan: Hello, Archana. How are you?

Archana: I am fine, thank you. And you?

Irfan: I am fine too. Where did you go last week?

Archana: I went to the temple with my mum. I worshiped god with the help of the



priest there. What did you do last week?

Irfan: I went to the mosque. I prayed Namaz on Friday with my dad. There was Moulana to pray Namaz in the mosque.

Archana: Don't you have god in the Muslim religion?

Irfan: Yes, we do. We say Allah.

Activity 6.1.4: Write five (3) sentences about "Muslim Religion." 

Handwriting practice lines consisting of five sets of three horizontal lines (blue top, red middle, black bottom) for writing.

Activity 6.1.5: Listen and Read



Last week Laxmi had a Dashain vacation. Her school closed for a week due to Dashain festival. Dashain is in the month of September or October. It is the biggest festival of Hindus. She went to her maternal uncle's home. She celebrated her Dashain with her cousins. During Dashain Festival she enjoyed being with her cousin.



She played on the swing and flew kites with her cousins. Her maternal uncle also took her to the market and bought new clothes for her. We worshipped the goddess Durga in Dashain.





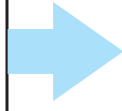

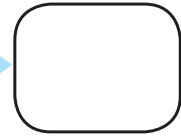
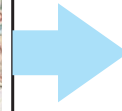

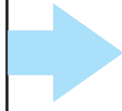

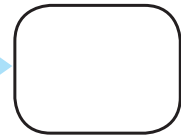
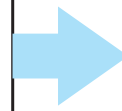


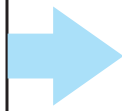

On the day of Dashain, Laxmi put Tika on her forehead. In this day elders put tike on youngers forehead and gave blessings. She also got money from her elders and collected hundred rupees. On the same day there was a birthday of her cousin brother, Anuj. He was born in the month of Ashoj. She bought a copy to her brother as a birthday gift. Also she invited her cousins in her birthday which falls in the month of Mangshir.

Activity 6.1.7 : Answer the following from the above story.



1. Why was school closed?
2. When is the Dashain festival?
3. Which is the biggest festival of Hindus?
4. What did Laxmi do during Dashain?
5. When was the birthday of Anuj?

Activity 6.1.8 : Write the words for each photo choosing from the story.



Activity 6.1.9: Match the words with their past simple (V2) form 

Present Simple (v1)

Past Simple (V2)

go

got

Play

invited

fly

went

buy

flew

invite

played

get

bought

Activity 6.1.10: Read the following words and write in the appropriate religion based on the place where people go to pray, the holiday listed below or the religious leader listed below. 

Church Pujari Moulana Lama Temple

Gumba Priest Mosque Dashain

Buddha jayanti Eid al-Fitr Christmas

Allah Buddha God Jesus

Hindu	Buddhist	Muslim	Christian

6.2 Activity 6.2.1 : Listen and Read

Radhika travelled to Janakpur with Rabin last week. Rabin is her elder brother. They visited Janaki temple which is in near the Gangasagar. Near the temple there were shops for gift and flowers.



They bought some flowers and tika from one of the shops near the temple gate and went inside to worship. They also took some photos of the temple through Rabin's mobile phone. The view of Janaki temple was very beautiful and bright.

When they came out from the temple, they saw a man who had a black snake in the basket. He was collecting money playing the flute with snake to perform snake charming. They also gave ten rupees to that man.

Activity 6.2.2: Tell the answer.

1. Where does Radhika travel to?
2. Who is Rabin?
3. Where is Janaki temple located?
4. Which instrument is being played to perform snake charming?

5. How much money do they give to snakeman?
6. What do they buy from the shop?

Activity 6.2.3: Read and underline these words in the above text.



Flower	Brother	Flute	Snake	Phone	Charming
Snake	Black	Perform	Travelled	Playing	Rupees
That	Basket	Shop	Temple	Worship	Gift

Activity 6.2.4: From the picture tell your answer to the teacher choosing from what is in each bracket.



1. Who goes to temple? (Hindu, Christian, Muslim)
Answer:
2. Which is the major festival of Hindus? (Dashain, Eid, Christmas)
Answer:
3. Which is the major festival of Christian? (Buddha Purnima, Christmas, Eid)
Answer:
4. Where do Muslims go to pray? (temple, church, mosque)
Answer:
5. Where do Buddhist go to pray? (gumba, gurudwara, church)
Answer:

6. What is the biggest festival of Muslim? (Dashain, Christmas, Eid)

Answer:

7. Where do Sikh people go to pray?

Answer:

8. Where do Christian go to pray?

Answer:

Activity 6.2.5: Lets sing a song 

These are the months of the year
There are twelve months in a year.
We will sing it more than once
And sing it loud enough for all to hear.

Say January (January), February (February)
March (March) , April (April) May (May)
June (June) , July (July) August (August)
September (September), October (October)
November (November) , and December (December).

These are the months of the year
There are twelve months in a year.
We will sing it more than once
And sing it loud enough for all to hear.

Activity 6.2.6: Listen and Read



New year


Baishakh -1, is the Nepali new year. It is the first day of the first month of every year. According to Nepali calendar (Bikram Sambat), people go to their religious places and worship gods. On this day people forget the sorrows of pervious year and start the new journey of new year. It falls in the second week of April in English calendar.



English new year begins on January 1. We say goodbye to the old year. We happily welcome the new year. According to English calendar new year falls on the first day of January every year. Which is the third week of poush in Nepali calendar.

Baisakh 2079				AprilMay 2022			
Sunday	Monday	Tuesday	Wednesday	Thursday	Friday	Saturday	
				1 New Year 2079 Mandel Jumbi	2	3 Purnima	
4 Phalpada	5 Ditya	6 Titya	7 Chaturthi	8 Panchami	9 Sasthi	10 Chaturdash	11 Purnima
12 Ashtami	13 Navami	14 Ekadashi	15 Dwadashi	16 Trayodashi	17 Chaturdash	18 Purnima	19 Ashtami
20 Phalpada	21 Ditya	22 Titya	23 Chaturthi	24 Panchami	25 Sasthi	26 Chaturdash	27 Purnima
28 Ashtami	29 Navami	30 Ekadashi	31 Dwadashi				

In both new year, people meet each other and organize party.

Activity 6.2.7 : Look at these pictures and write the name of these musical instruments by asking your teacher. 













Activity 6.2.8: Prepare your birthday month chart 

Prepare your birthday chart in both Nepali and English months and stick in the wall of your room.

Months	Birthday	
January	Rohan	Ayusha
February		
March	Shital	

Months	Birthday	
April		
May		
June		
July		
August		
September		
October	Anuj	
November		
December		
Months	Birthday	
Baishakh		
Jestha		
Ashad		
Shrawan		
Bhadau		
Ashoj	Anuj	
Kartik		
Mangsir		
Poush	Rohan	Ayusha
Magh		
Falgun	Shital	
Chaitra		

Activity 6.2.9 : Complete the sentence and tell to your teacher 

1. In Nepali calendar, the first month of year is
2. In Nepali calendar, the third month of year is
3. In Nepali calendar, the fifth month of year is
4. In Nepali calendar, the fourth month of year is
5. In Nepali calendar, the seventh month of year is
6. In Nepali calendar, the Second month of year is
7. In Nepali calendar, the ninth month of year is
8. In Nepali calendar, the eighth month of year is
9. In Nepali calendar, the eleventh month of year is
10. In Nepali calendar, the twelfth month of year is
11. In Nepali calendar, the sixth month of year is
12. In Nepali calendar, the tenth month of year is

Activity 6.2.10 : Write the number of these months 

Months	Order	Numbers
January	First	1
February	Second	2
March		
April		
May		
June		
July		
August		
September		
October		
November		
December		

Unit 6

Assessment

1. Listen, Read and Answer.

I'm Tina. Today is my birthday. I am eight years old today. My family is giving me a big birthday party. All of my friends will be there. We will eat cake and ice-cream. We will sing and play games. I hope to get many presents. My grandmother is giving me a new bike. The party starts at two o'clock. I can't wait.

- How old is Tina today?
- Who is giving a party?
- What will they eat?
- What gift is the grandmother giving?

2. Write the plurals for the following.

Singular	Plural
Teacher	
Game	
Car	
Student	
Boy	
Child	
Ball	
Mango	

3. Look at your teacher pointing to different numbers. Say the number names he/she is pointing at.



Unit 7

Communication Technology and market


7.1 Activity 7.1.1: Listen and read

Last week Sunita got a new smartphone. Her brother Suyog sent this phone from India. Sunita and her family did phone call and text messaging with Suyog. They also watch videos and listened FM radio from this phone. Last week Sunita took family photos and shared to her brother from what's app. Now that smartphone is being supporting for her family.



Activity 7.1.2: Answer the following




1. What did Sunita get last week?
2. How she shared family photo to Suyog?
3. What could Sunita do through the smart phone?

Activity 7.1.3: Underline the verbs in the past simple in the above text and write their simple present form in your copy. 


Example: Got – get 

Activity 7.1.4: Look at these icons and tell your teacher what they are used for? Choose the words from the bracket. 


What's app	camera	Facebook	Imo
Image	Video player	video recording	Messenger



Activity 7.1.5 : Draw the picture of following 



Telephone



Computer

Activity 7.1.6: Listen and act.

Listen and act on following conversation between hotel receptionist and customer.

Receptionist: Good afternoon, how may I help you?

Customer: I need a room for tomorrow, please.

Receptionist: What type of room do you require?
Single or double room?

Customer: I need a single room.

Receptionist: What is your good name please?

Customer: I am Ashok from Nepalgunj.

Receptionist: Okay sir, I have booked your room for tomorrow?

Customer: May I know the price please?

Receptionist: It's 2500 per night with breakfast.

Customer: Please book a room for me, See you tomorrow.

Receptionist: Thank you sir, see you tomorrow.

Activity 7.1.7: Underline the following words in the text above and read aloud to your teacher. 

Afternoon	Room	Good	Book
Please	receptionist	Know	What

Tell any 3 more words which have /ʊ/sounds from oo (consonant blend).

Activity 7.1.8: Read to your teacher and make a sentence from words below. 

Example:

Plan - I have a plan to visit Pokhara.

Play –

Place –

Black-

Cloud-


Glass –





Price -



White -

Activity 7.1.9: Read the following story of Sumina. 

Sumina went to the market yesterday. There were boxes with goods in the market. People were selling those to their customer. She bought two dolls for her sister. She also bought a pen for her. She spent ninety-nine rupees in the market. She paid hundred rupees to the shopkeeper. Shopkeeper returned one-rupee coin to her as change. She also met her friends in the market. They bought cherries from the market. Farmers were also there to buy seeds. Vegetable seeds and plant were also in the market. Vegetable plants were with small leaves


Activity 7.1.10: What are these? Complete the sentences and tell your teacher. 


	
<p>These are</p>	<p>These are</p>
	
<p>These are</p>	<p>These are</p>


	
<p>These are</p>	<p>These are</p>

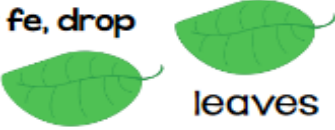
7.2 Activity 7.2.1: Prepare plural rules as shown in the picture and stick on your classroom. 

Plural Rules

Add -s to most nouns to make them plural dogs 

Add -es to nouns that end in ch, sh, s, x or z  boxes

If the noun ends in -y with a consonant before the -y, change the -y to -i and add -es  cherries

If the noun ends in f or fe, drop the f and add -ves  leaves

Activity 7.2.4: Tell the plural forms of the following words. 

Noun (singular)	Noun (Plural)		Noun (singular)	Noun (Plural)
Pen	Pens		Leaf	
Pencil			Calf	
Plant			Wife	
Girl			Wolf	
Boy			Dog	
Book			Box	
Camera			Fox	

Activity 7.2.5: Listen to this conversation and act in your classroom. 


Archana: Hello Puja, how are you?

Puja: I am fine thank you. And you?

Archana: I am fine too. What are you doing at the moment?

Puja: I have just completed my homework and watching TV now. What are you doing now?

Archana: I am listening to the news on a FM radio. I could not complete my homework. Can you help me?



Puja: No problem Archana, I can help you. Please come to my house at 2 PM.

Archana: Thank you Archana, I will come there at 2 PM.

Activity 7.2.6: Tell your answer to the teacher from the above telephone conversation. 

1. What was Archana doing?
2. Who could not complete the homework?
3. At what time they are planning to meet?

Activity 7.2.7: Match the things with their use. 

Things

Used for ..

Radio

Take photos

Television

To make calls

Watch

Listen news

Camera


Type and do many things

Telephone

Watch shows

Computer

To know time

Activity 7.2.8 : Make sentences through the match activity as shown in the example. 

Example :













1 . We use radio to listen news.

Blank writing lines for the example sentence.

Activity 7.2.9 : Draw the picture of following things in your copy. 

1. Radio
2. Television
3. Camera
4. Smart phone
5. Watch
6. Computer

Activity 7.2.10: Look at the picture and write their names choosing from the box. 


cycle	train	bus	truck	car
				
				
				
				

Activity 7.2.11: Write the name of means of road, air and water transportations. 


Road transportation	Water Transpiration	Air transportation

Activity 7. 2.12: Draw a picture of market you have visited including following pictures. 

Shops, people, money, food items, vegetable for selling, cycles, motors.



1. Listen to your teacher and point to the relevant icon.. 



2. Read and Answer.

Sumina went to the market yesterday. There were boxes with goods in the market. People were selling those to their customer. She bought two dolls for her sister. She also bought a pen for her. She spent ninety-nine rupees in the market. She paid hundred rupees to the shopkeeper. Shopkeeper returned one-rupee coin to her as change. She also met her friends in the market. They bought cherries from the market. Farmers were also there to buy seeds. Vegetable seeds and plant were also in the market. Vegetable plants were with small leaves

Answer the following;

- a. Where did Sumina go yesterday?
- b. What did Sumina buy ?
- c. How much money did Sumina spend?

3. Make sentences using following words.

Play –

Place –

Black-

Cloud-

Glass -

Price -

White -

4. Write the following numbers in to words.

(76) (67) (69) (96) (89) (98) (86)

5. Complete the following sentences choosing from the bracket.

- a. Cow is a domestic (animal/animals)
- b. A cow has four (leg/legs)
- c. A cow has two.....(horn/horns)
- d. A cow has two(ear/ears)
- e. A cow has a (tail/tails)
- f. Cow eats grass or from tree. (leaf/leaves)
- g. A cow gives us (milk/milks)
- h. The babies of a cow are called..... (calf/calves)

6. Re-arrange the following words to make sentences.

- a. People/parties/have.
- b. They/lamps/light.
- c. I/mobile phone/a/have.
- d. Can/talk/I/Radha/to.

Unit 8

Fruits and Vegetables

8.1 Activity 8.1.1: Listen and Read (Our Fruit garden)

Hello, I am Sapana. I live in Siraha. There is a fruit garden near my house. There are different types of fruit in that garden. At the right corner of garden there are big mango trees. We can eat delicious mangoes from those trees. Next to the mango trees there are banana. We eat bananas from our own garden.



In the left side of the garden there are guava, litchi and grapes. We eat those fruits in their own season. I love to eat orange, Kiwi and coconuts but they are not found in my garden. My parents buy those fruits from the market.

Activity 8.1.2: Complete the conversation and practice in a pair.

Lila: Hi, Gaurav have you read the story ?

Gaurav: Yes, I read. It was about the Fruit garden.

Lila: Oh, what fruits were available in the garden?

Gaurav: There were but fruits were not available.








Lila: Oh, how they eat Kiwi and coconut?


Gaurav: Her parents buy from the

Activity 8.1.3: Tell your teacher 

1. Name of fruits that are in the Sapana's garden.
2. Name of fruits that are not available in Sapana's garden.
3. What are the fruits that her parents buy from market?

Activity 8.1.4: Look at the picture and write their name choosing from irregular words from the box. 



Carrot	Pumpkin	coconut	Litchi	mango	pear
potato	tomato	grapes	banana	cauliflower	
spinach					

Activity 8.1.5: Read and answer 

Suresh went to the fruits market yesterday. He wanted to buy different fruits for his home. He bought half dozen bananas for rupees 30. He also bought one kg orange from there. The price of orange was 60 rupees. There were 7 oranges in total. He



He did not buy apples because price of apple was high. He walked to the right side of fruit shop. There were bees on apples. One bee came to him and bite on his knee. He had a hard pain after bee's bite. He came to home and his father did the primary treatment at home.


Activity 8.1.6: Answer these questions: 

- a. Where did Suresh go yesterday?
- b. What were the fruits he bought?
- c. How money he paid for one kg orange?
- d. Where did a bee bite him?
- e. Who supported for the treatment of bee-bite?

Activity 8.1.7: Pronounce these words to your teacher and underline the silent letters in the below words: 

Example: right - right

know	knee	knife	knock
tight	right	fight	light
walk	calm	half	talk
Orange	home	some	use
Comb	lamb	thumb	climb
Pump	ramp	stamp	jump

Activity 8.1.8: consult your dictionary and match the following words with their meanings 

Words

Meaning

Market

a group or set of twelve

Dozen

highly unpleasant physical sensation caused by illness or injury

Pain

A place to buy and sell the goods.

Treatment

the amount of money expected, required, or given in payment or cost

Price


medical care given to a patient for an illness or injury

Activity 8.1.9 Write the plural forms of following 

Noun (singular)	Noun (Plural)
banana	
mango	
pear	
pomegranate	
apple	

Noun (singular)	Noun (Plural)
bus	
cat	
house	
eye	
ear	

Activity 8.1.10: Draw a picture of a fruit you like most. 



8.2 Activity 8.2.1: Listen and Read

The Farmers

A farmer works on a farm. A farm is like a big garden where plants—fruit and vegetables—grow. Farmers need land and water to grow the plants. A farmer works hard to grow plants. First, he needs to plow the land. Then, he needs to plant. Farmer can plant bananas, pineapple, kiwi, pears, orange and other fruits and vegetables in the field. The plants grow and when the plants are big, the farmer can harvest the fruits and vegetables. The fruits and vegetables feed the farmer and his family. The farmer can also sell the fruits and vegetables to a shopkeeper or at a market.









Activity 8.2.2: Tell the answer to your teacher

- Where does a farmer work?
- What do farmers need to grow plant?
- Name any 4 fruits that farmer can grow at field?

Activity 8. 2.3: Draw the picture of fruits which are mentioned in the text above.



Activity 8.2.4 : Look at the price chart below and answer the question 

Fruits	Price	Fruits	Price
	Rs. 70 per kg		Rs. 80 per kg
	Rs. 100 per kg		Rs. 220 per kg
	Rs. 100 per kg		Rs. 60 per dozen
	Rs. 45 per kg		Rs. 130 per kg

a. How much does a kilogram of guava cost?

Answer: It costs 45 rupees.

b. How much does it cost for a dozens of bananas?

Answer: _____

c. How much does a kilogram of Litchi cost?

Answer: _____


d. How much does it cost for a Kilogram of pomegranates?

Answer: _____

Unit 8

Assessment

1. Look at the picture and tell the names of fruits and vegetable you see. 



2. Read and Answer..

Dear Nisha,

Hi! My name is Nita. I live in a country with my father and two sisters. We have a big garden. We grow different fruits and vegetables there. There are oranges, guavas, cauliflower, cabbage, carrots, cucumber and pumpkins. We sell them in the market. My favourite fruit is orange. Do you have your favourite fruit?

Yours

Nita

Answer the following;

- Who has written this letter?
- What fruits does she have in her garden?

3. Listen to your teacher and point to the words.

Watermelon, strawberry, broccoli, tomato, capsicum, grapes, pomegranate, mango, orange, jackfruit

4. Activity 2.4: Tell the

Noun (singular)	Noun (Plural)
Pen	Pens
Pencil	
Plant	
Girl	
Boy	
Book	
Camera	

Noun (singular)	Noun (Plural)
Leaf	Pens
Calf	
Wife	
Wolf	
Dog	
Box	
Fox	

plural forms of the following words.


5. Write a paragraph about fruits you like.



- a. What is it?
- b. What does it look like?
- c. Why do you like it?

Unit 9

Hobbies and Interest

9.1

Activity 9.1.1: Look at the pictures below and describe what they are doing. 




Activity 9.1.2: Read and Answer 

Kiran and her sister Anita are very different. Kiran loves fishing in a pond and flying kite in the sky. But her sister Anita loves skipping and playing football with friends. In the free time Kiran does



painting and draws good pictures with different colours. But her sister Anita does not like painting. Anita sings a good song and practice to dance during her free time.


Last week Anita went schools with beautiful painting and her teacher also loved that painting.

Activity 9.1.3: Rubina is trying to say about hobbies of herself and her brother. Support Rubina to complete a paragraph choosing from bracket. 

Hello friends, I am Rubina. I _____ to be a doctor. I want _____ people. I love _____ kite. My brother, Anil wants to be a _____. He _____ to teach students in school. My favorite subject is _____.



Teacher	want	flying	help	to	likes	Math
---------	------	--------	------	----	-------	------

Activity 9.1.3 : Write about the Rubina hobbies and interest arranging words in a sentence. 

- Favorite is subject Math Rubina's.
- Anil teacher to be teacher a.
- Doctor Rubina wants to be a.
- Rubina help people wants to.

Activity 9.1.4: Write about your hobbies and interest as Rubina has. 

Activity 9.1.5 : Listen and Act

Vegetable Seller: Hello Kalpana. How are you?

Kalpana : I am fine, thank you. I want to buy some tomatoes.

Vegetable Seller: I am selling tomatoes. How many tomatoes do you want?

Kalpana : Can I have a half kilogram of tomatoes?

Vegetable Seller: I can sell you two kilograms of tomatoes. Everyone likes tomatoes!

Kalpana : Not me! I do not like tomatoes. I only want a few tomatoes. How much is it for a half kilogram of tomatoes?

Vegetable Seller: A half kilogram of tomatoes is fifty rupees.

Kalpana : That price is too high! I can give you thirty –five rupees instead.

Vegetable Seller: That price is too low! Give me forty-five rupees.

Kalpana : I can give you forty rupees only.

Vegetable Seller: All right! I am weighing the tomatoes now. Here are your tomatoes. Do you want other vegetables? I have onions, carrots, pepper and spinach.

Kalpana : Hmmm. I like carrots, and the spinach is so green! I can cook with carrots and spinach. I want one kilogram of spinach and three carrots. Thank you!

Activity 9.1.6 : Underline the following words in the text and read to your teacher 

- Want
- Rupees
- High
- All right
- Carrot
- Give
- Price
- Low
- To weigh
- Spinach
- How much
- Too
- To weigh
- Kilogram
- Can

Activity 9.1.7 : Answer the following 

- a. Does Kalpana like tomatoes?
- b. How much spinach does Kalpana want?
- c. How much tomatoes does kalpana buy?
- d. What is the colour of spinach?

Unit 9

Assessment

1. 1. Listen to your teacher and write the words under the pictures.





2. Read and Answer..

I'm Rita. I live in Parsa. I'm 10 years old. I practise cycling everyday. I like cycling because I can practise it in the field. In the winter, I go cycling everyday usually in the morning. In summer, it's difficult to go cycling because it's very hot. I always wear a helmet to protect my head. My brother is also fond of cycling. So, we often go to school by bicycle.

- Where does Rita live?
- Why does she like cycling?
- Why does she wear a helmet?

3. Read the following words to your teacher.

know - knee - knife- knock-
tight - right - fight - light -
walk- calm- half- talk-
Orange- home some use

Comb lamb thumb climb

Pump ramp stamp

jump

4. What do you like to do? What do you not like to do? Why? Write a short paragraph.

Unit 10 Birds and Animals

10.1 Activity 10.1.1 : Listen and Chant (Domestic animals)



A cow in the shed
A cow in the shed
Moo--moo says the cow
Cow in the shed




A dog in the kennel
A dog in the kennel
Woof—woof says the dog
A dog in the kennel

A hen in the coop
A hen in the coop
Cluck cluck says the hen
A hen in the coop.



A pig in the sty
A pig in the sty
Oink oink says the pig
A pig in the sty

A duck in the pond
A duck in the pond
quack -quack says the duck
A duck in the pond



A sheep in the pen
A sheep in the pen
Ba—ba--- says the sheep
A sheep in the pen



A horse in the stable
A horse in the stable
Neigh, neigh says the horse
Horse in the stable

A cat in the house
A cat in the house
Meow- meow says the cat
A cat in the house



Activity 10.1.2 : Complete this conversation and practice with your friend.

Bipana : Can you tell me where does cow live?
Sulav : Cow lives in shed. Can you tell where does hen live?
Bipana : Hen lives in a But I don't know about dog.
Sulav : I know that. A dog lives in a
Bipana : Thank you Sulav. Do you have idea about horse and sheep?
Sulav : Horse lives in a and sheep lives in a.....
Bipana : Thank you for supporting me.



Activity: 10.1.3: Match the animals with the sound they produce.

quack – quack

quack – quack

quack – quack

meow – meow

quack – quack

ba- ba

quack – quack

cluck- cluck

quack – quack


neigh, neigh



Activity 10.1.4: listen and Read

A lion lay asleep in the forest. Suddenly, a little mouse came upon him and ran across his nose. The lion woke up and caught the little mouse with his paw angrily.

"Spare me!" asked the poor mouse. "Please let me go and someday I will surely help you." The lion laughed that a mouse could ever help him. But he was kind and finally let the mouse go.



Some days later, the lion was walking in the forest. He was caught in the hunter's net. He roared because he

could not free himself. The mouse knew the voice and quickly found the lion struggling in the net. The mouse cut the rope and let the lion free.

"You laughed when I said I would repay you," said the mouse. "Now you see that even a mouse can help a lion."



Activity 10.1.5: Answer the following:

a. Who woke the lion up?

b. Why did the lion laugh?

c. Where was the lion caught?

d. How did the mouse free the lion?

e. Why did the mouse help the lion?



10.1.6 Look at the pictures below and describe as given



This is a cow. Cow gives us milk. It has two horns and four legs. It is domestic animal. Cow lives in a shed. It eats grass.



Empty rounded rectangular box for description.



Empty rounded rectangular box for description.




Empty rounded rectangular box for description.



10.2



1..1.7: Identify the following birds and tell about them to your friend.



Crow

Crane

Dove

parrot

pigeon



Activity 10.1.8: Make a sound for each of the birds above without telling their name. And ask your friend to tell the name of birds from their sound.



Activity 10.2.1: Listen and Act

(Listen to the telephone conversation between Sapana and Bimal)

Sapana : Hello Bimal, how are you.

Bimal : Hi Sapana, I am fine and you?

Sapana : I am also fine. Did you see a buffalo on the way to school?

Bimal : Yes, I saw. The buffalo was grazing in a field.

Sapana : Do you know, what buffalo can and can't do?

Bimal : Yes I know. Buffalo can walk but can't fly.

Sapana : Yes Bimal you are right. Buffalo can also swim in a river but can't climb on a tree.

Bimal : Oh yes. Thank you for reminding me.





Activity 10.2.2: Practice the above conversation with your friend.

Activity 1.2.3 : Tell your answer .

- What animal did Bimal see?
- What can buffalo do?
- What can't buffalo do?
- Where was the buffalo grazing?




Activity 10.2.4: Listen and Sing.

Little bird little bird,
can you clap?
No I can't, no I can't,
I can't clap.




Little bird little bird,
can you fly?
Yes, I can, yes I can,
I can fly.

Elephant, elephant,
can you stomp?
Yes, I can, yes I can,
I can stomp.



Elephant, elephant,
can you fly?
No I can't, no I can't,
I can't fly.

Little fish, little fish,
can you stomp?
No, I can't, no I can't
I can't stomp.



Little fish, little fish,
can you swim?
Yes, I can, yes I can,
I can swim.

Buffalo, buffalo,
can you climb?
No, I can't, no I can't,
I can't climb.



Buffalo, buffalo,
can you run?
Yes, I can, yes I can,
I can run.

Boys and girls,
boys and girls,
Can you sing?
Yes, we can,
yes we can,
we can sing.



Boys and girls,
boys and girls,
Can you dance?
Yes, we can,
yes we can,
we can dance.



Activity 10.2.5: Answer the following

a. What can buffalo do?

b. What can fish do?

c. What can boys and girls do?

d. What can elephant do?

e. What can little bird do?

f. What can't buffalo do?

g. What can't fish do?

h. What can't little bird do?



Activity 10.2.6 Discuss with your friend and write what these animal can do and can't do.

Animals	Can do	Can't do
Monkey		
Dog		
Elephant		
Tiger		
Horse		
Fish		
Eagle		
Rat		
Cat		
Frog		
Kangaroo		
Bear		
Rhino		
Goat		
Cow		



Activity 10.2.7: Listen and Sing

There was a baby dog,
and puppy was his name.

P-U-P-P-Y, P-U-P-P-Y,
Puppy was his name.



There was a baby cat,
and Kitten was her name.
K-I-T-T-E-N, K-I-T-T-E-N,
Kitten was her name.



There was a baby rabbit,
and bunny was his name.
B-U-N-N-Y, B-U-N-N-Y,
Bunny was her name.



There was a baby chicken,
and chick was her name.
C-H-I-C-K, C-H-I-C-K
Chick was her name.





Activity 10.2.8: Complete the following table with support of your teacher.

Name of Animals	Babies
Cat	
Rabbit	
Elephant	
Tiger	
Cow	
Dog	
Duck	
Goat	
Hen	
Sheep	



Activity 10.2.9: Colour the birds and animal in the puzzle below.

Z	Y	C	Z	K	I	N	G	F	I	S	H	E	R	A	T	S
K	P	R	K	B	V	E	A	G	L	E	G	C	Z	L	I	K
D	H	B	D	R	H	I	N	O	A	P	L	C	D	C	G	T
E	Z	U	W	Q	V	X	N	Q	U	A	I	L	B	H	E	C
E	D	L	R	A	C	C	O	O	N	X	O	J	L	Y	R	K
R	L	B	L	E	P	O	A	R	D	I	N	Q	A	E	B	C
C	V	U	C	U	C	K	O	O	C	H	M	G	I	N	E	R
S	Q	L	C	J	L	R	R	P	I	G	E	O	N	A	A	O
F	Q	I	E	U	F	D	W	G	I	R	A	F	F	E	R	W
N	I	S	L	R	H	D	O	E	D	A	D	X	Q	I	T	L
S	I	P	E	Z	Y	P	L	R	O	B	I	N	K	Y	A	X
J	K	A	P	N	B	D	F	Y	P	I	R	X	L	K	Q	T
G	Z	R	H	X	P	E	A	C	O	C	K	J	G	O	W	L
V	T	R	A	M	K	M	F	G	P	A	R	R	O	T	M	Y
S	Y	O	N	P	G	T	I	J	N	C	S	Z	E	B	R	A
V	C	W	T	Q	M	I	N	W	X	S	L	D	W	A	Z	Y
D	U	C	K	C	T	A	H	N	P	M	K	I	J	D	A	W

BEAR BULBUL CROW CUCKOO DEER
DUCK EAGLE ELEPHANT GIRAFFE HYENA
KINGFISHER LEPOARD LION OWL PARROT
PEACOCK PIGEON QUAIL RACCOON RHINO
ROBIN SPARROW TIGER WOLF ZEBRA

Unit 10

Assessment:

1. Listen to your teacher point to the words. 

crow rhinoceros leopard elephant sparrow pigeon
monkey tiger squirrel frog buffalo parrot

2. Work in pairs. Take turns to ask and answer questions about these. Find out what you and your friend can and can't do.

- a. sing a song
- b. ride a bicycle
- c. swim
- d. write a letter
- e. climb a big tree
- f. tell a story

3. Read and Answer

Polar bears usually have thick white fur. The fur does not allow its body heat to escape easily. This keeps it warm. Thick layers of fat beneath its skin protect the animal from the cold waters of the Arctic Ocean, helping it to swim very far out.

Polar bears have a keen sense of smell and can smell food as much as 10 miles away. A polar bear knows exactly which holes to watch in the ice when it is waiting to catch a seal. As soon as a seal pokes its head through a hole for air, it kills it with its huge paw. One blow can kill a seal weighing 350 kg. Besides seals, it also eats sea birds, fish, berries and grasses.

Answer the following

- a. How does thick fur help polar bears?

- b. What lies under the skin of the polar bears?
- c. How strong is a polar bear's sense of smell?
- d. What do polar bears eat?

4. Write where these animals live.

- a. Birds:
- b. Cows:
- c. Horse:
- d. Cat:
- e. Buffalo:
- f. Lion:
- g. Tiger:

5. Complete the following story with your own words.

A crow was The crowa pot of water. The crow couldn't..... the water because the water was..... . He thought of an..... The crow flew away and came up with the pebbles in its..... . The crow dropped the into the pot. The crow again..... to drink the water. The crow could the water this time because the water level up. The crow quenched its thirst.



Government of Nepal

Ministry of Education Science and Technology

Center for Education and Human Resource Development

Sanothimi, Bhaktapur